

DEVELOPMENT BANK OF THE PHILIPPINES
UNLAD PANIMULA MULTI CLASS MM FUND
KEY INFORMATION AND INVESTMENT DISCLOSURE STATEMENT
For the period ending March 31, 2019

Launch Date : June 14, 2016 **Total Fund NAV of Class I, II & III** : P41,287,295.62

CLASS I - FUND FACTS

Classification	: Money Market Fund	Net Asset Value per Unit (NAVPU)	: 1.064249
Subclass	: Multi Class Fund	Total Fund NAV	: P18,079,800.97
Minimum Investment	: Php1,000,000.00	Dealing Day	: Daily
Additional Investment	: Php100,000.00	Redemption Settlement	: Same day
Minimum Holding Period	: None	Early Redemption Charge	: None

FEES*

Trust Fees: 0.03742% p.a. DBP Trust Banking Group	Custodianship Fees: None [None]	External Auditor Fees: None Commission on Audit	Other Fees: None [None]
--	------------------------------------	--	----------------------------

*As a percentage of average daily NAV for the quarter valued at P16,172,719.76.

INVESTMENT OBJECTIVE AND STRATEGY

The fund is a multi -class money market fund that aims to generate a steady flow of income with emphasis on capital preservation through investments in deposit facilities of BSP and deposit products of DBP and the accredited banks of the Trustee with duration of not more than one (1) year. The fund intends to cater the needs of individuals and institutional investors with conservative risk appetite and short-term investment horizon. It also aims to achieve returns higher than regular savings deposit.

CLIENT SUITABILITY

A client profiling process should be performed prior to participating in the Fund to guide the prospective investor if the Fund is suited to his/her investment objectives and risk tolerance. Clients are advised to read the Declaration of Trust/Plan Rules of the Fund, which may be obtained from the Trustee, before deciding to invest.

Unlad Panimula Class I Money Market Fund is suitable only for investors who:

- Are Individuals
- Are Institutional investors like corporations, partnerships, schools, cooperatives or foundations
- Have conservative risk appetite
- Have short-term investment horizon
- Require immediate access to their funds

KEY RISKS AND RISK MANAGEMENT

You should not invest in this Fund if you do not understand or are not comfortable with the accompanying risks.

- | | |
|---------------------------|--|
| Reinvestment Risks | - This is the risk associated with the possibility of having lower returns or earnings when maturing funds or the interest earnings of funds are reinvested. |
| Credit Risks | - This is the risk associated with the possibility of loss due to the inability of the borrower or debt issuer to repay interest and principal on its liabilities in a timely manner. This is also the same with default risk. |
| Other Risks | - Your participation in the Fund portfolio may be further exposed to the risk of any actual or potential conflicts of interest in the handling of in -house or related party transactions by DBP Trust Banking Group. |

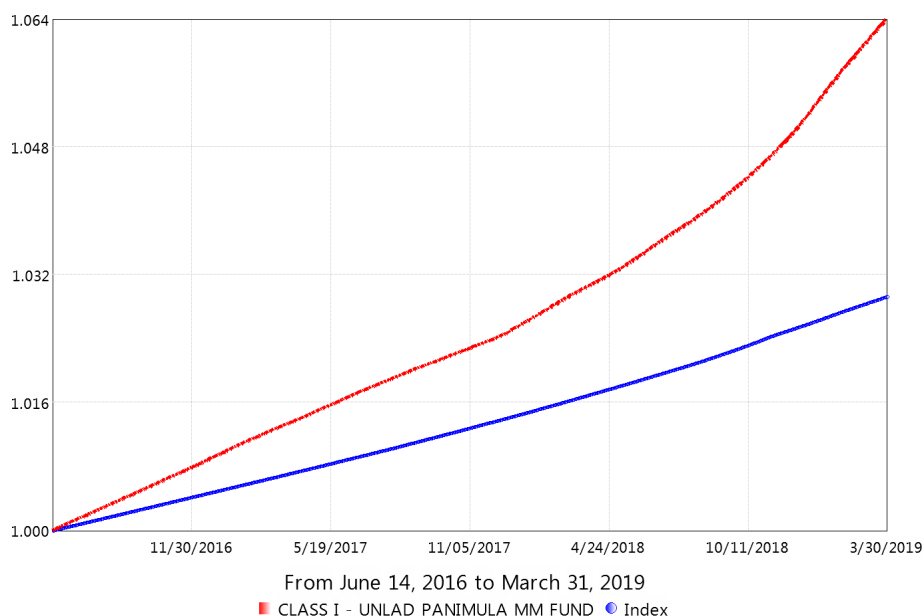
- **THE UIT FUND IS NOT A DEPOSIT AND IS NOT INSURED BY THE PHILIPPINE DEPOSIT INSURANCE CORPORATION (PDIC)**
- **RETURNS CANNOT BE GUARANTEED AND HISTORICAL NAVPU IS FOR ILLUSTRATION OF NAVPU MOVEMENTS/ FLUCTUATIONS ONLY**
- **WHEN REDEEMING, THE PROCEEDS MAY BE WORTH LESS THAN THE ORIGINAL INVESTMENT AND ANY LOSSES WILL BE SOLELY FOR THE ACCOUNT OF THE CLIENT**
- **THE TRUSTEE IS NOT LIABLE FOR ANY LOSS UNLESS UPON WILLFUL DEFAULT, BAD FAITH OR GROSS NEGLIGENCE**

Address : 4th Floor DBP Building, Makati Avenue corner Sen. Gil Puyat Avenue, Makati City
Telephone Numbers : 818-9511 local 6403
Email Address : dbpunladpanimula@dbp.ph

CLASS I FUND PERFORMANCE AND STATISTICS AS OF March 31, 2019

(Purely for reference purposes and is not a guarantee of future results)


NAVPu Graph



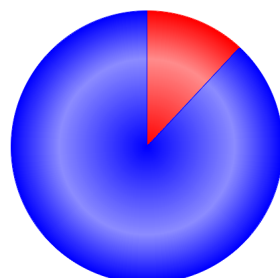
Cumulative Performance (%)

Period	1 mo.	3 mos.	6 mos.	1 yr.	3 yrs.
Fund	0.340%	1.070%	2.000%	3.260%	0.000%
Benchmark	0.100%	0.310%	0.640%	1.220%	3.140%

Portfolio Composition



■ Dep/MM 100% ■ Equities 0%



■ Special Savings 12% ■ T/D 88%

NAVPu over the past 12 months

Highest	1.064249
Lowest	1.030640

Statistics

Weighted Ave. Duration*	0.05 yrs
Volatility, Inception-to-date**	0.0175%

*Weighted average duration is the effective duration of the portfolio based on remaining tenor and weight of each security in the portfolio.

**Volatility measures the degree to which the Fund fluctuates vis-à-vis its average return over a period of time.

TOP 10 HOLDINGS (%)

Security	Remaining Tenor(days)	%
Time Deposit	17	5.6%
Time Deposit	10	5.5%
Time Deposit	32	5.5%
Time Deposit	23	5.3%
Special Savings Dep.	26	4.9%
Special Savings Dep.	29	4.8%
Time Deposit	11	4.5%
Time Deposit	17	4.5%
Time Deposit	16	4.4%
Time Deposit	3	4.3%
TOTAL		49.2%

RELATED PARTY TRANSACTIONS

As of March 31, 2019, the Fund has deposits with Development Bank of the Philippines (DBP) amounting to P162,880.31. Deposits with DBP, if any, shall be in accordance with the accreditation process approved by the Board of Directors. Likewise, all related party transactions are conducted on an arm's length basis.

OUTLOOK AND STRATEGY

Inflation clocked in at 3.3% in March from the previous month's 3.8% reading. The latest inflation reading is within the BSP's forecast of 3.1% to 3.9%, which is within its target of 2% - 4% for the year. This is also the fifth straight month that inflation eased. This signals that price pressures are stabilizing. The BSP had kept key rates at status quo so far.

As of March, the 3-month Treasury Bills were yielding 5.75%, 6-month bills at 5.89%, while 1-year bills closed at 5.94%. Private bank deposits are yielding around 5.50% on average for 30-90 day placement.

Yields in short term government securities and private deposits are still elevated, which will continue to benefit the investment strategy of the fund. The fund will continue to invest in short term placement with a 30-90 day range.