

**DEVELOPMENT BANK OF THE PHILIPPINES**  
**UNLAD KAWANI MONEY MARKET FUND**  
**KEY INFORMATION AND INVESTMENT DISCLOSURE STATEMENT**  
For the period ending December 31, 2018

**FUND FACTS**

<b>Classification</b>	Money Market Fund	<b>Net Asset Value per Unit (NAVPU)</b>	: 1.089234
<b>Launch Date</b>	: September 12, 2014	<b>Total Fund NAV</b>	: P27,709,110.78
<b>Minimum Investment</b>	: Php25.00	<b>Dealing Day</b>	: Daily
<b>Additional Investment</b>	: Php25.00	<b>Redemption Settlement</b>	: Same day
<b>Minimum Holding Period</b>	: None	<b>Early Redemption Charge</b>	: None

**FEES\***

Trust Fees: 0.01276% p.a. DBP Trust Banking Group	Custodianship Fees: None [None]	External Auditor Fees: None Commission on Audit	Other Fees: None [None]
--	------------------------------------	--	----------------------------

\*As a percentage of average daily NAV for the quarter valued at P25,401,152.04.

**INVESTMENT OBJECTIVE AND STRATEGY**

The fund is a money market fund that aims to generate a steady flow of income with emphasis on capital preservation through investments in a diversified portfolio of low -risk securities with duration of not more than one (1) year. The fund intends to cater the needs of individuals with conservative risk appetite and short -term investment horizon. It also aims to achieve returns higher than regular savings deposit.

**CLIENT SUITABILITY**

A client profiling process should be performed prior to participating in the Fund to guide the prospective investor if the Fund is suited to his/her investment objectives and risk tolerance. Clients are advised to read the Declaration of Trust/Plan Rules of the Fund, which may be obtained from the Trustee, before deciding to invest.

**Unlad Kawani Money Market Fund** is suitable only for investors who:

- Are regular or casual government employees whose payroll accounts are with DBP.
- Have conservative risk appetite
- Have short-term investment horizon
- Require immediate access to their funds

Participants are recommended to stay invested in the Fund for at least one (1) month.

**KEY RISKS AND RISK MANAGEMENT**

You should not invest in this Fund if you do not understand or are not comfortable with the accompanying risks.

<b>Reinvestment Risks</b>	- This is the risk associated with the possibility of having lower returns or earnings when maturing funds or the interest earnings of funds are reinvested.
<b>Credit Risks</b>	- This is the risk associated with the possibility of loss due to the inability of the borrower or debt issuer to repay interest and principal on its liabilities in a timely manner. This is also the same with default risk.
<b>Other Risks</b>	- Your participation in the Fund portfolio may be further exposed to the risk of any actual or potential conflicts of interest in the handling of in -house or related party transactions by DBP Trust Banking Group.

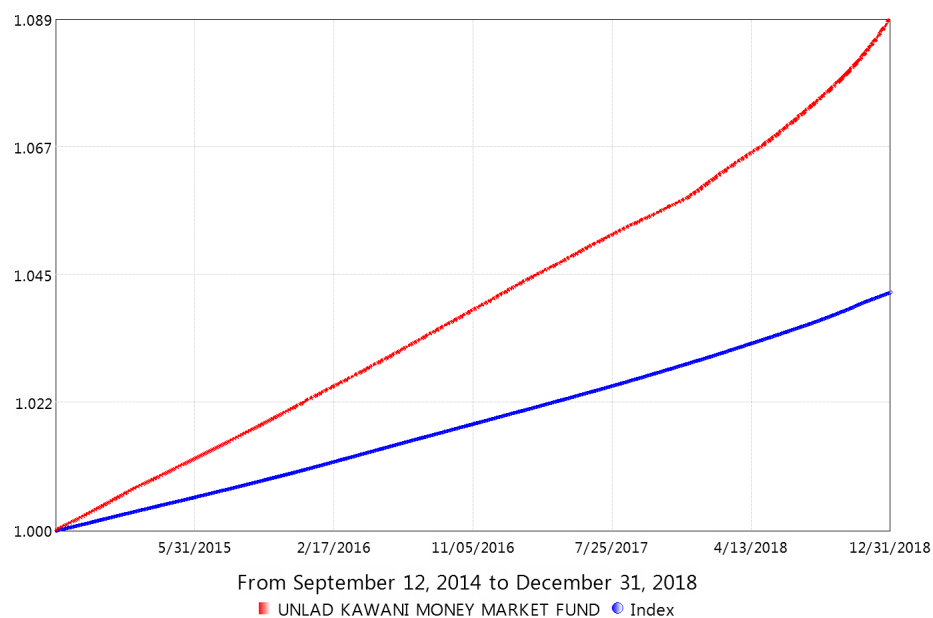
- THE UIT FUND IS NOT A DEPOSIT AND IS NOT INSURED BY THE PHILIPPINE DEPOSIT INSURANCE CORPORATION (PDIC)
- RETURNS CANNOT BE GUARANTEED AND HISTORICAL NAVPU IS FOR ILLUSTRATION OF NAVPU MOVEMENTS/ FLUCTUATIONS ONLY
- WHEN REDEEMING, THE PROCEEDS MAY BE WORTH LESS THAN THE ORIGINAL INVESTMENT AND ANY LOSSES WILL BE SOLELY FOR THE ACCOUNT OF THE CLIENT
- THE TRUSTEE IS NOT LIABLE FOR ANY LOSS UNLESS UPON WILLFUL DEFAULT, BAD FAITH OR GROSS NEGLIGENCE

**Address** : 4th Floor DBP Building, Makati Avenue corner Sen. Gil Puyat Avenue, Makati City  
**Telephone Numbers** : 818-9511 local 6407 and 6408  
**Email Address** : dbpunladkawani@dbp.ph

## FUND PERFORMANCE AND STATISTICS AS OF December 31, 2018

(Purely for reference purposes and is not a guarantee of future results)


### NAVPu Graph



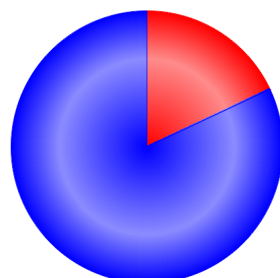
### Cumulative Performance (%)

Period	1 mo.	3 mos.	6 mos.	1 yr.	3 yrs.
Fund	0.380%	0.960%	1.660%	2.850%	6.510%
Benchmark	0.100%	0.320%	0.620%	1.160%	3.040%

### Portfolio Composition



■ Dep/MM 100% ■ Bonds 0%  
■ Equities 0% ■ Others 0%



■ Special Savings 18% ■ T/D 82%

### NAVPu over the past 12 months

Highest	1.089234
Lowest	1.059010

### Statistics

Weighted Ave. Duration*	0.04 yrs
Volatility, Inception-to-date**	0.0242%

\*Weighted average duration is the effective duration of the portfolio based on remaining tenor and weight of each security in the portfolio.

\*\*Volatility measures the degree to which the Fund fluctuates vis-à-vis its average return over a period of time.

### TOP 10 HOLDINGS (%)

Security	Remaining Tenor(days)	%
Time Deposit	18	7.0%
Time Deposit	4	4.9%
Time Deposit	3	4.5%
Special Savings	30	4.5%
Time Deposit	28	4.5%
Time Deposit	9	4.4%
Special Savings Dep.	22	4.4%
Time Deposit	16	4.3%
Special Savings Dep.	23	4.3%
Time Deposit	17	4.3%
<b>TOTAL</b>		<b>47.2%</b>

### RELATED PARTY TRANSACTIONS

As of December 31, 2018, the Fund has deposits with Development Bank of the Philippines (DBP) amounting to P1,531,849.81. Deposits with DBP, if any, shall be in accordance with the accreditation process approved by the Board of Directors. Likewise, all related party transactions are conducted on an arm's length basis.

### OUTLOOK AND STRATEGY

Year-on-year headline inflation averaged at 5.2% for 2018, above the Bangko Sentral's target of 2 -4%. December 2018 inflation, however, clocked in at 5.1%, lower than the previous month's inflation reading of 6.0%. The latest reading confirmed that inflationary pressures are starting to ease. The last rate hike was on November, wherein BSP announced a 25 -basis point hike in key rates.

As of December, the 3-month Treasury Bills were yielding 5.35%, 6-month bills at 6.52%, while 1-year bills closed at 6.69%. Private bank deposits are yielding around 6.00% on average for 30 -90 day placement.

Yields in short term government securities and private deposits are still elevated, which will continue to benefit the investment strategy of the fund. The fund will continue to invest in short term placement with a 30 -90 day range.